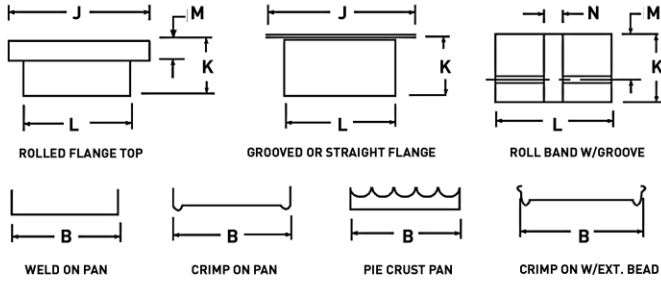


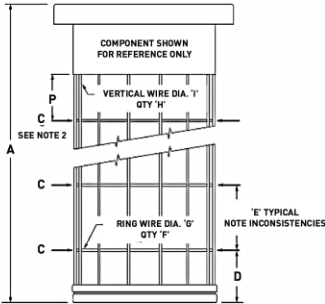
BHA® Cage Tek Planner

Circumference = Diameter X 3.14



Inspected By:	
Customer:	
Baghouse I.D. #	
OEM:	
# of Cages This Size:	
Date Inspected:	

Cage Components



Instructions

1. Measure all cage diameters with circumference tape.
2. All cage body measurements must be made at the rings (minimum of 3).
3. Note any irregularities in as much detail as possible.

Tubesheet Information

Tubesheet Hole Diameter

Visual Inspection

1. Cage material:

<input type="checkbox"/> Galvanized	<input type="checkbox"/> Mild Steel
<input type="checkbox"/> Stainless Steel	<input type="checkbox"/> 304 <input type="checkbox"/> 316
2. Coating:
3. Cage Manufacturer:
4. Straightness of Cage:

<input type="checkbox"/> Good	<input type="checkbox"/> Bad
-------------------------------	------------------------------
5. Rings burr-free?

<input type="checkbox"/> Yes	<input type="checkbox"/> No
------------------------------	-----------------------------
5. Stringer to ring welds secure?

<input type="checkbox"/> Yes	<input type="checkbox"/> No
------------------------------	-----------------------------
5. Burr-free?

<input type="checkbox"/> Yes	<input type="checkbox"/> No
------------------------------	-----------------------------
6. General cage condition:

<input type="checkbox"/> New	<input type="checkbox"/> Light Rust	<input type="checkbox"/> Heavy Corrosion
------------------------------	-------------------------------------	--

Comments

Comments

N.T. Ruddock Company
 Authorized Distributor

Our Abrasives Hold Up Under Pressure™
 26123 Broadway Ave. · Cleveland, Ohio 44146 · 440.439.4976
 www.ntruddock.com



Parker Hannifin Corporation
Industrial Gas Filtration and Generation Division
 11501 Outlook Street, Suite 100 | Overland Park, KS 66211 USA
 phone 800.821.2222 | fax 816.353.1873 | e: filtration@parker.com | www.BHA.com

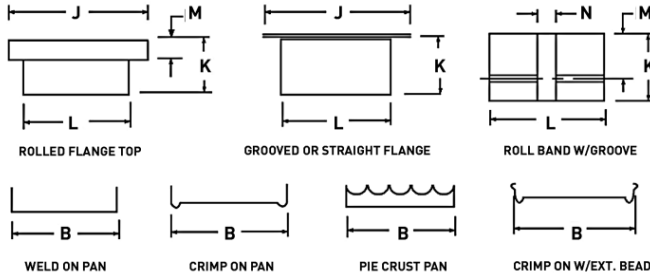
PB1812-336

ENGINEERING YOUR SUCCESS.

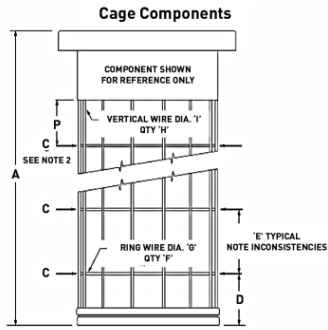
© 2018 Parker Hannifin Corporation

BHA® Cage Tek Planner

Circumference = Diameter X 3.14



Inspected By:	
Customer:	
Baghouse I.D. #	
OEM:	
# of Cages This Size:	
Date Inspected:	



- Instructions**
1. Measure all cage diameters with circumference tape.
 2. All cage body measurements must be made at the rings (minimum of 3).
 3. Note any irregularities in as much detail as possible.

- Visual Inspection**
1. Cage material:

<input type="checkbox"/> Galvanized	<input type="checkbox"/> Mild Steel
<input type="checkbox"/> Stainless Steel	<input type="checkbox"/> 304 <input type="checkbox"/> 316

Tubesheet Information
Tubesheet Hole Diameter

2. Coating:
3. Cage Manufacturer:
4. Straightness of Cage:

<input type="checkbox"/> Good	<input type="checkbox"/> Bad
-------------------------------	------------------------------
5. Rings burr-free?

<input type="checkbox"/> Yes	<input type="checkbox"/> No
------------------------------	-----------------------------
5. Stringer to ring welds secure?

<input type="checkbox"/> Yes	<input type="checkbox"/> No
------------------------------	-----------------------------
5. Burr-free?

<input type="checkbox"/> Yes	<input type="checkbox"/> No
------------------------------	-----------------------------
6. General cage condition:

<input type="checkbox"/> New	<input type="checkbox"/> Light Rust	<input type="checkbox"/> Heavy Corrosion
------------------------------	-------------------------------------	--

Comments

Authorized Distributor
N.T. Ruddock Company
 Our Abrasives Hold Up Under Pressure™
 26123 Broadway Ave. • Cleveland, Ohio 44146 • 440.439.4976
 www.nt Ruddock.com



Parker Hannifin Corporation
Industrial Gas Filtration and Generation Division
 11501 Outlook Street, Suite 100 | Overland Park, KS 66211 USA
 phone 800.821.2222 | fax 816.353.1873 | e: filtration@parker.com | www.BHA.com

PB1812-336

ENGINEERING YOUR SUCCESS.

